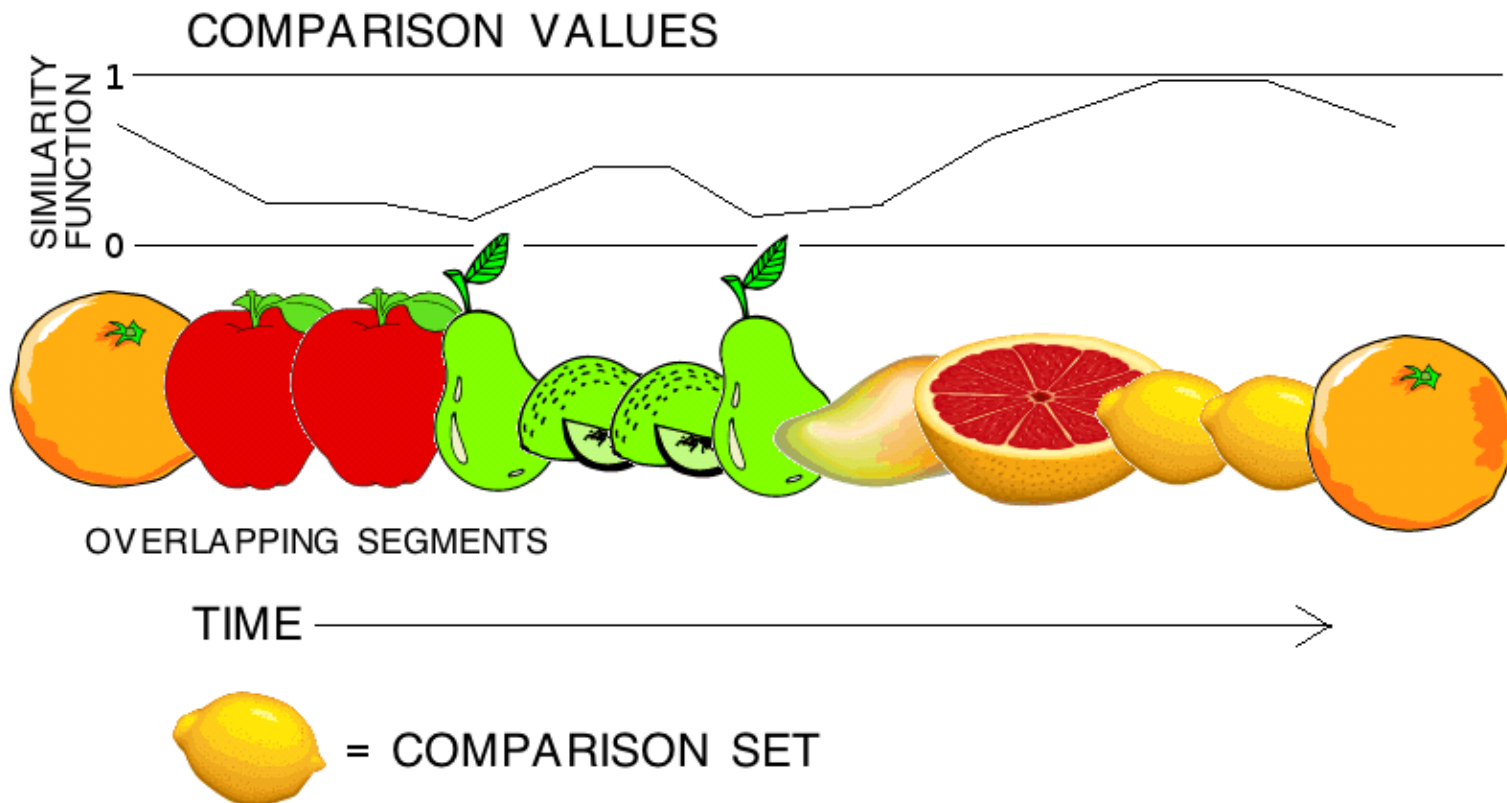


Measuring Tonal Articulations in Compositions

MaMuX Computational Analysis Special Session
5-6th April 2008, IRCAM, Paris
Atte Tenkanen
University of Turku, Finland

Comparison Set Analysis

- I demonstrated the *comparison set analysis* -method in Berlin MCM 2007...[1]



Comparison Set Analysis

- CSA is a method with which, for example, formal articulations of a musical composition can be perceived. [2]

Comparison Set Analysis

- CSA is a method with which, for example, formal articulations of a musical composition can be perceived. [2]
- In CSA musical units like pitch classes in a composition are segmented into overlapping sets of the same cardinality.

Comparison Set Analysis

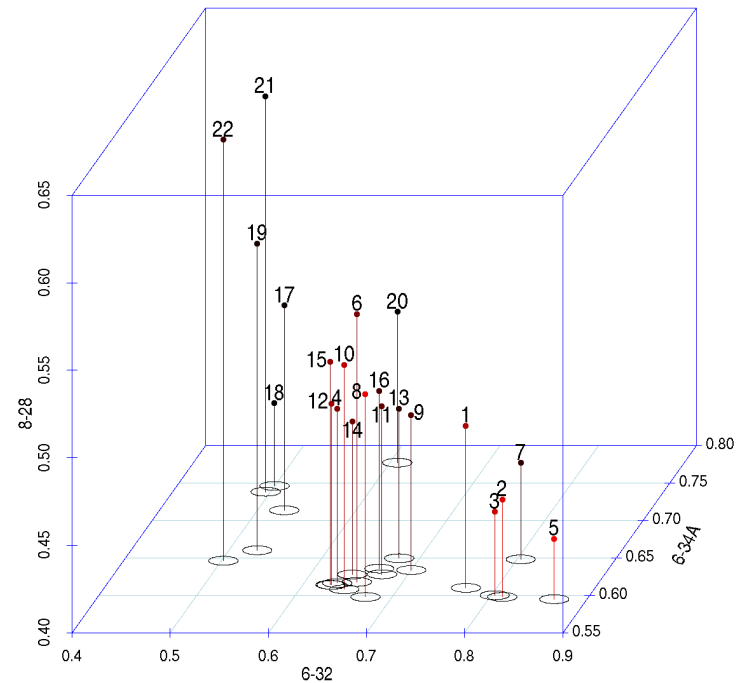
- CSA is a method with which, for example, formal articulations of a musical composition can be perceived. [2]
- In CSA musical units like pitch classes in a composition are segmented into overlapping sets of the same cardinality.
- These segments are then compared with a selected *comparison set*, constructed from similar units.

Comparison Set Analysis

- The comparison set embodies a chosen musical property whose *prevalence* is then evaluated in the composition.

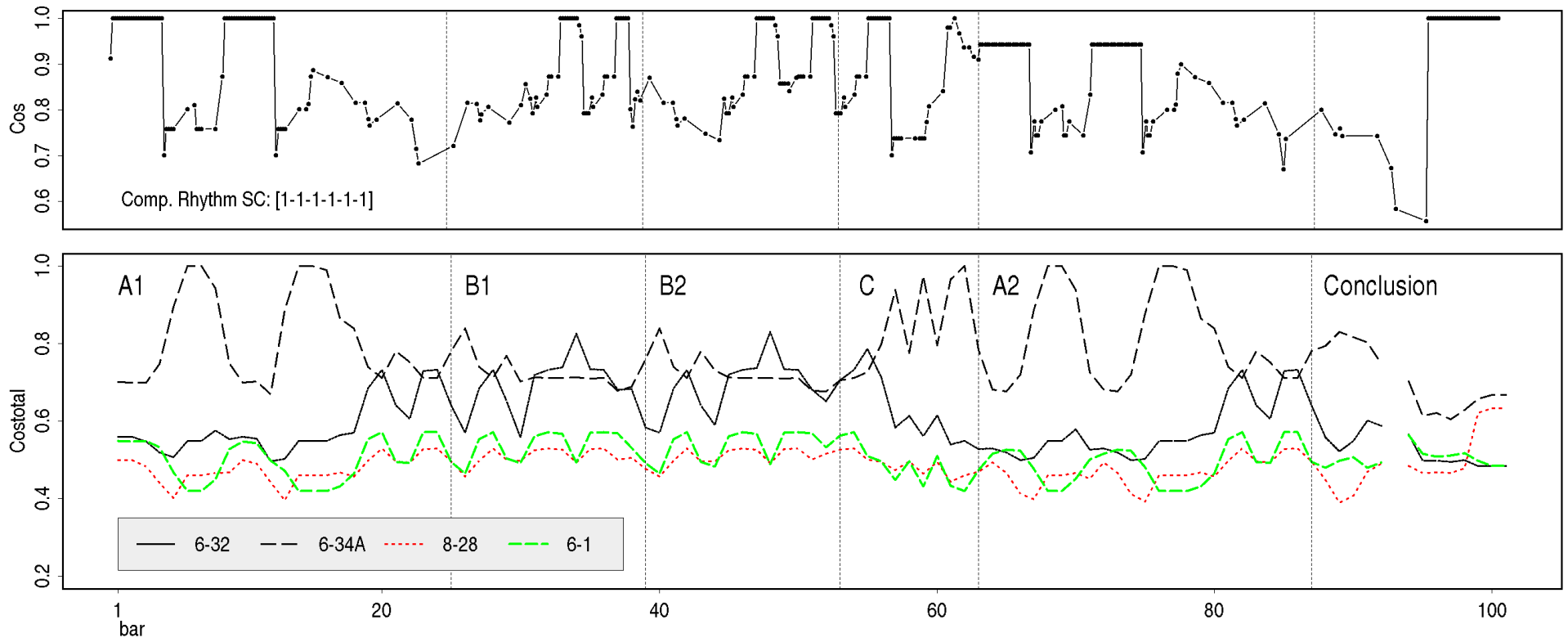
Comparison Set Analysis

- The comparison set embodies a chosen musical property whose *prevalence* is then evaluated in the composition.
- The results can be presented in different types of graphs.



Comparison Set Analysis

- In Berlin MCM 2007 the method was applied to Scriabin's music (op. 65/3).
- CSA was applied to rhythm- and (pc)set classes:



Comparison Set Analysis

- Some well-known similarity functions (REL, IcVSIM, cosine) which measure distances between abstract set classes were utilized.

Comparison Set Analysis

- Some well-known similarity functions (REL, IcVSIM, cosine) which measure distances between abstract set classes were utilized.
- However, though the measurements attained by set class similarities can reveal the overall chordal character of a piece in a certain moment...

Comparison Set Analysis

- Some well-known similarity functions (REL, IcVSIM, cosine) which measure distances between abstract set classes were utilized.
- However, though the measurements attained by set class similarities can reveal the overall chordal character of a piece in a certain moment...
- ...the system is insufficient to express such chordal qualities which are related to tonality or 'referential pitches'.

Comparison Set Analysis

- To come to grips with this problem some sort of measure which preserves the pitch class information (pcset transpositions) is needed.

Comparison Set Analysis

- To come to grips with this problem some sort of measure which preserves the pitch class information (pcset transpositions) is needed.
- If we had such a function, we could, perhaps, search, for instance, referential chord candidates for post-tonal compositions.

Comparison Set Analysis

- To come to grips with this problem some sort of measure which preserves the pitch class information (pcset transpositions) is needed.
- If we had such a function, we could, perhaps, search, for instance, referential chord candidates for post-tonal compositions.
- Or – by comparing all the pitch class set segments derived from a piece to all pitch class set segments– we would be able to find, with respect to tonality, the most uncommon places in a surface level of the composition ???

Two algorithms for pitch-class based distances

- In this presentation two algorithms for comparing pitch-class based distances between pitch-class sets are introduced.

Two algorithms for pitch-class based distances

- In this presentation two algorithms for comparing pitch-class based distances between pitch-class sets are introduced.
- Thus, the pitch class information is preserved and utilized instead of using the prime form set classes as was the case earlier.

Two algorithms for pitch-class based distances

- The second function will later be used together with earlier methods. The main goal of this study is to develop a kind of *multi-parameter comparison set analysis* for classification and musical segmentation.

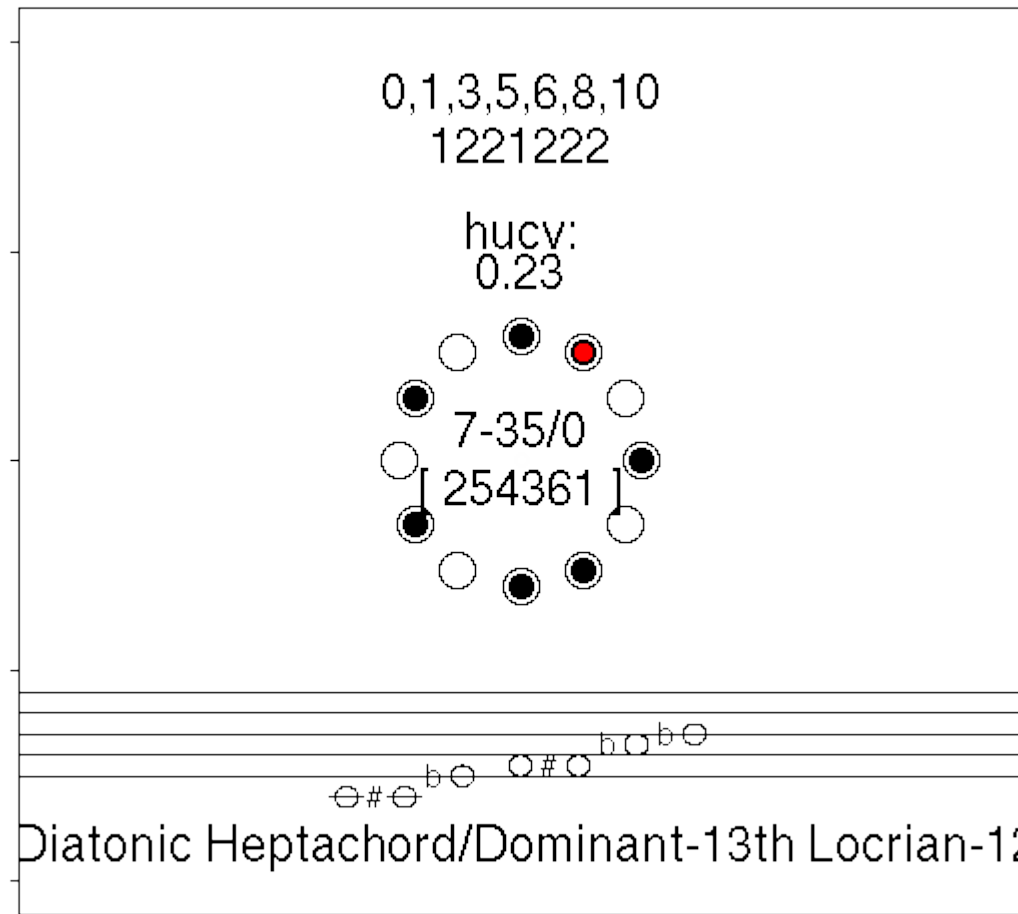
Two algorithms for pitch-class based distances

- The second function will later be used together with earlier methods. The main goal of this study is to develop a kind of *multi-parameter comparison set analysis* for classification and musical segmentation.
- However, analyses which have been carried out with the help of these functions can also be used as a preparatory survey for more traditional analyses.

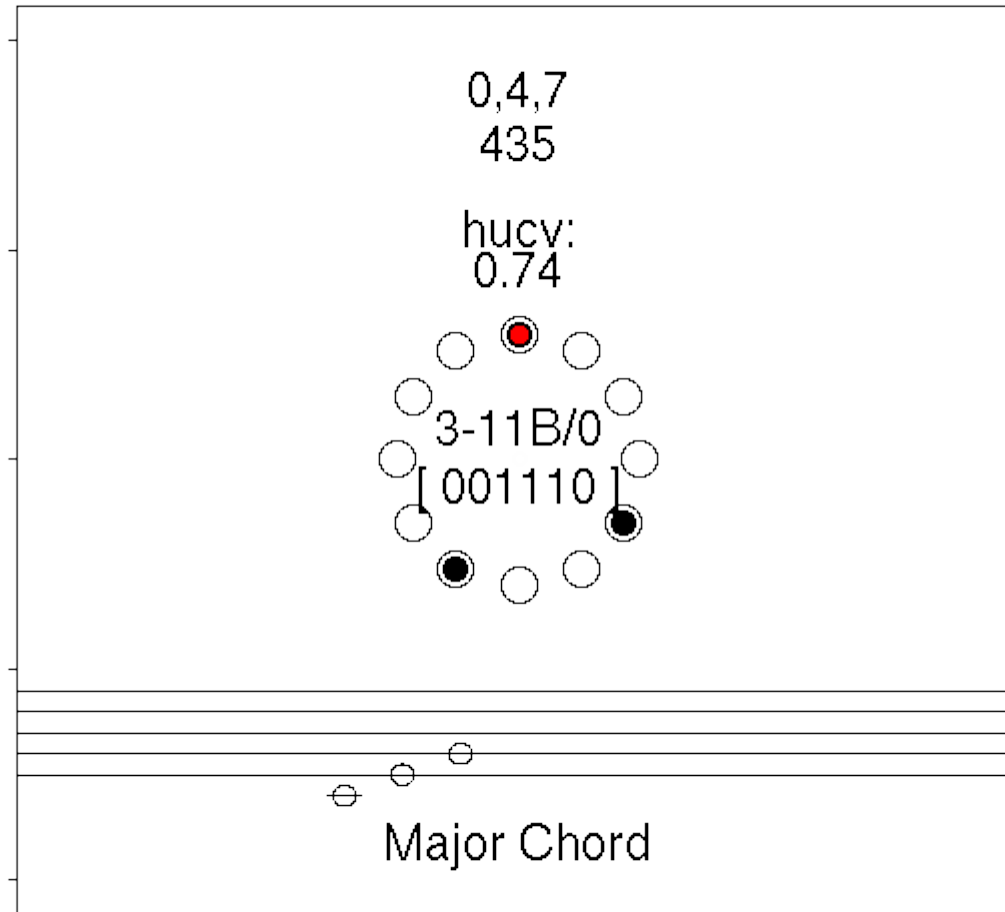
Two algorithms for pitch-class based distances

- The long explanations related to the algorithms are here removed, but some results are presented next...

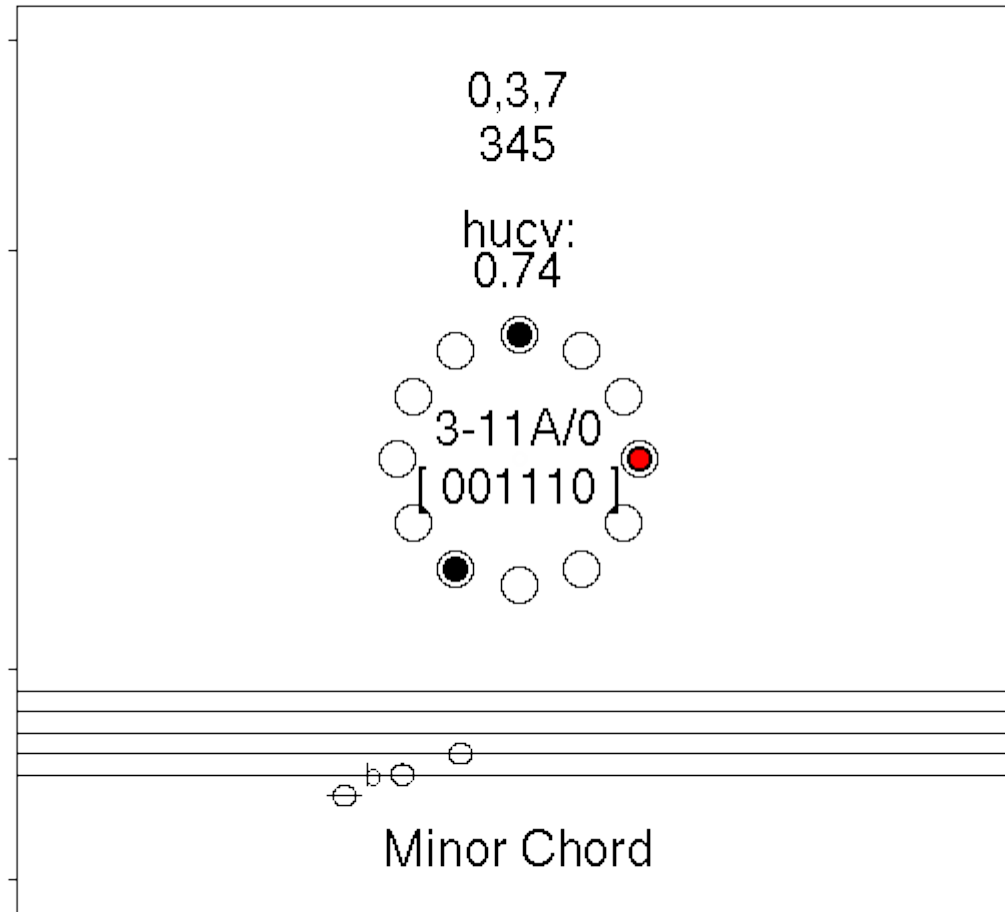
Some Tonal Center (TC) -examples



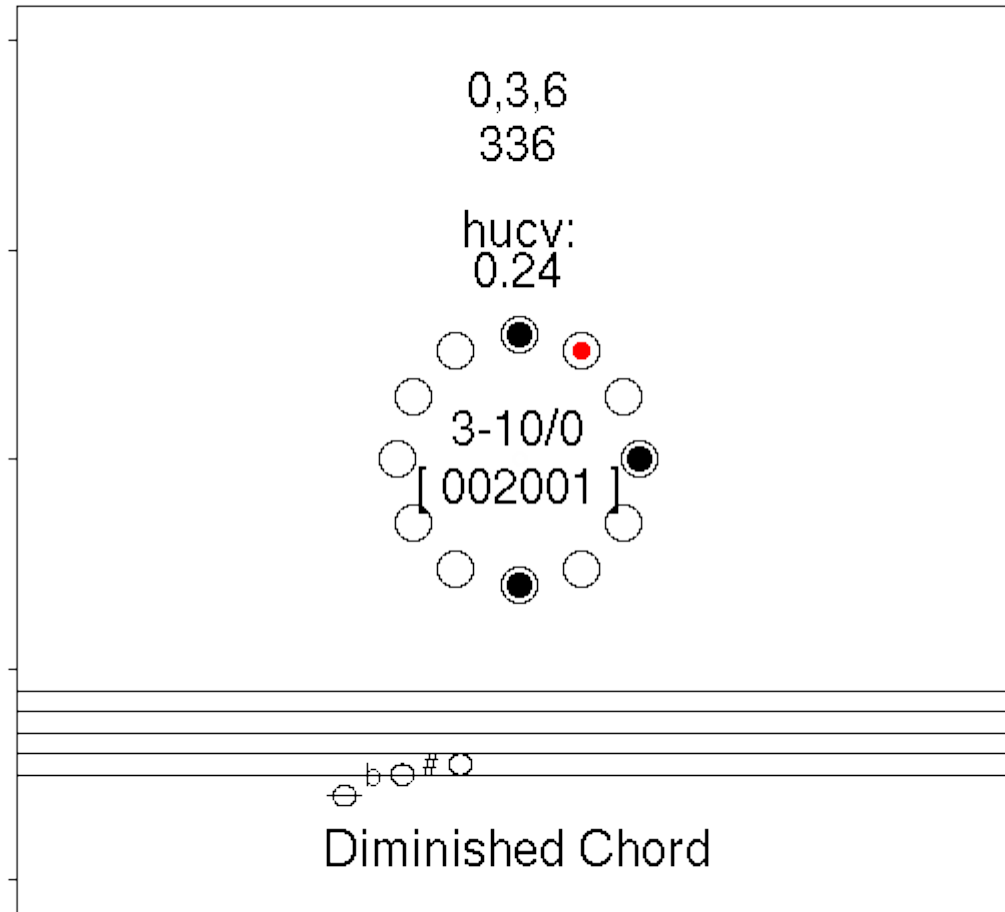
Some TC-examples



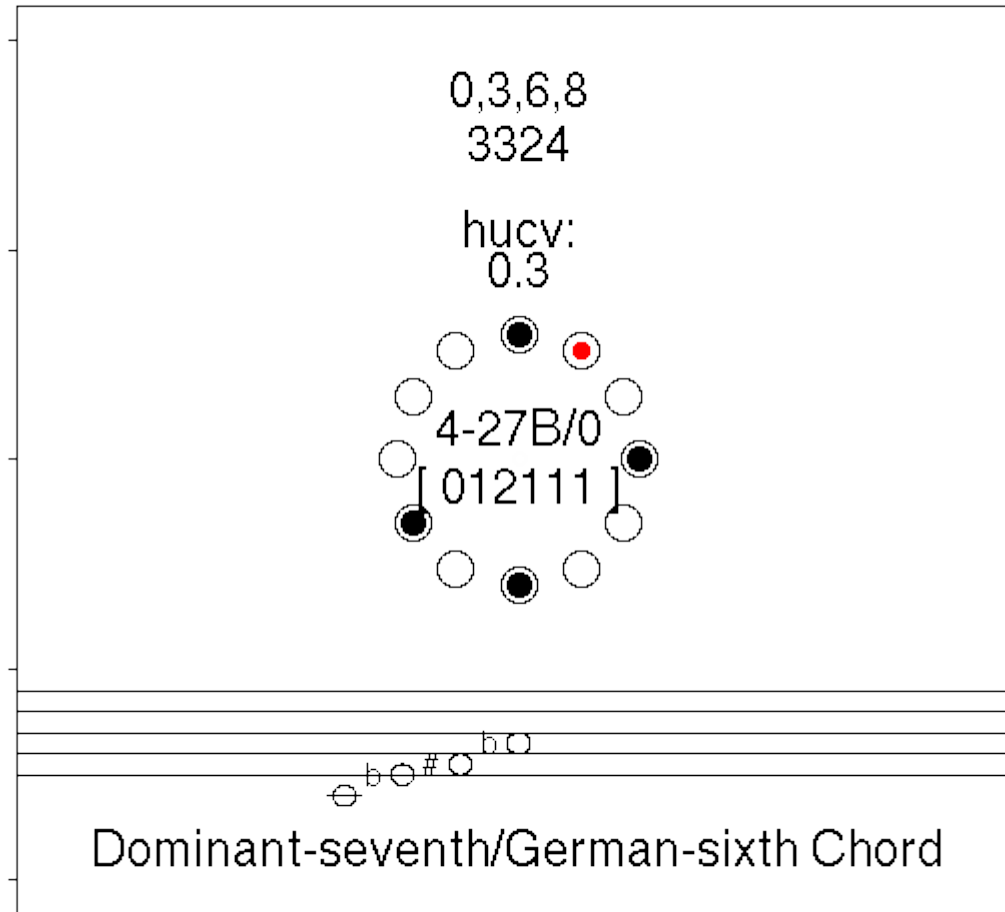
Some TC-examples



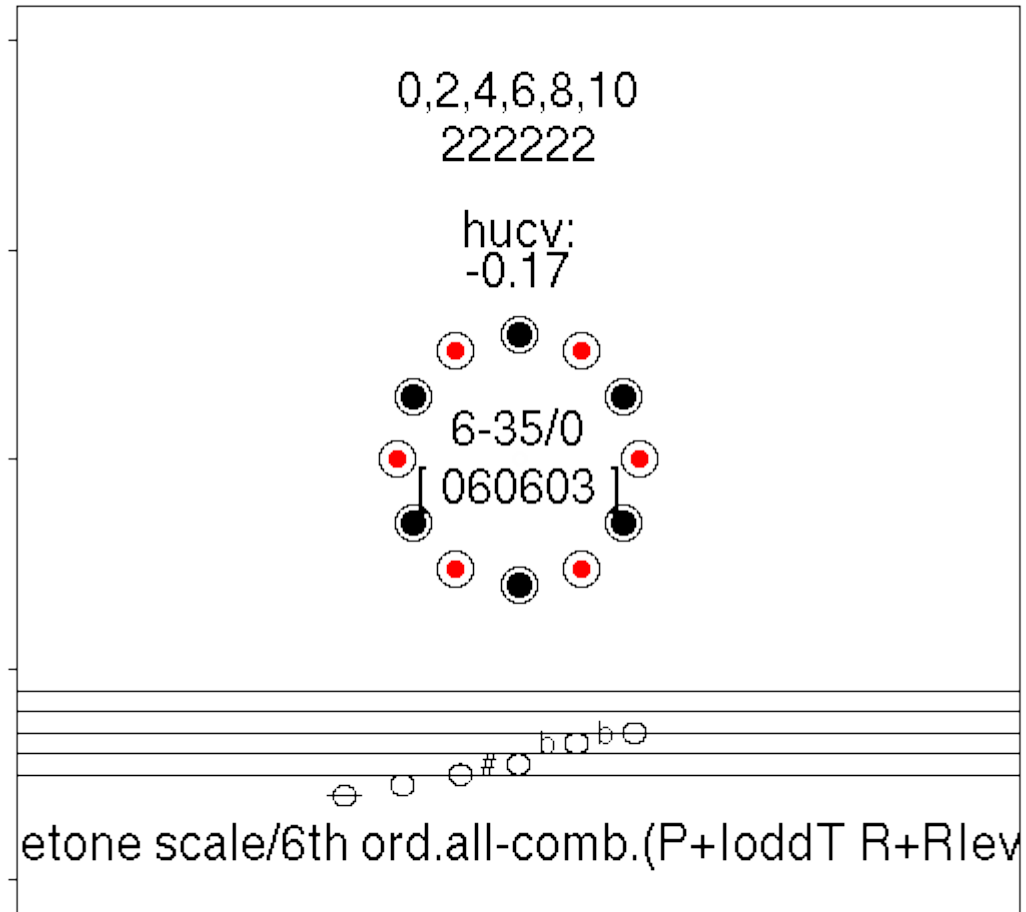
Some TC-examples



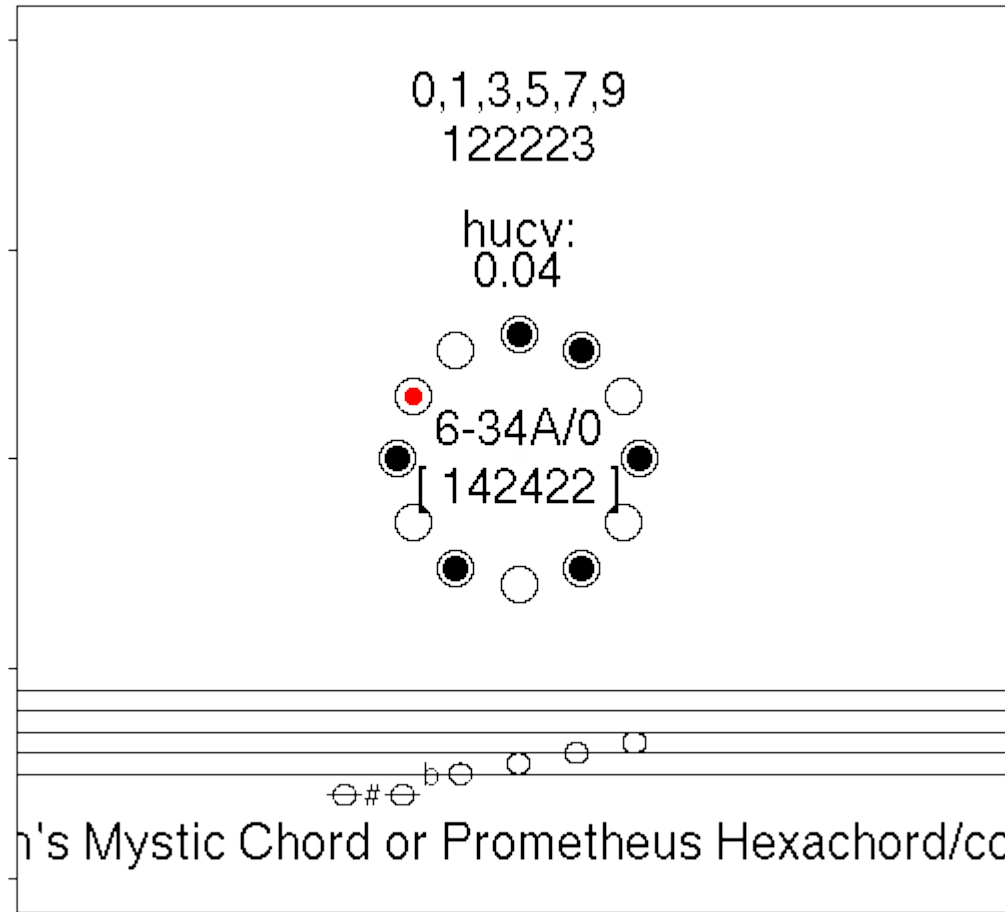
Some TC-examples



Some TC-examples




Some TC-examples



Tonal center -algorithm

- Tonal center-algorithm is later applied to measure 1) local (bar-based) tonalities, and after that 2) TC-differences between consecutive bars.
- Neapolitan relation between two bars:



About imbricated segmentation

- Comparison set analysis can depict the musical structure of a piece by generating the different kind of trend curves.

About imbricated segmentation

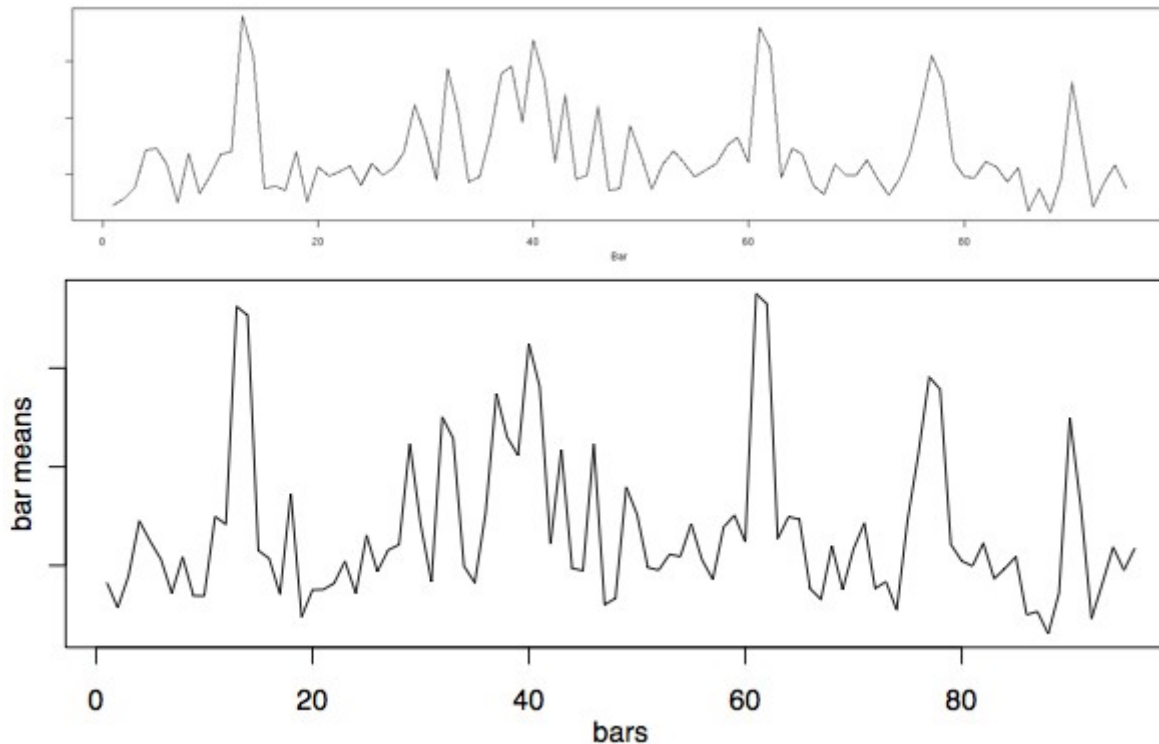
- Comparison set analysis can depict the musical structure of a piece by generating the different kind of trend curves.
- Before it is possible to 'draw' analysis pictures, such a segmentation method is needed, which creates the overlapping sets of the same cardinality for CSA.

About imbricated segmentation

- Comparison set analysis can depict the musical structure of a piece by generating the different kind of trend curves.
- Before it is possible to 'draw' analysis pictures, such a segmentation method is needed, which creates the overlapping sets of the same cardinality for CSA.
- There are several alternatives for imbricated segmentation system but, regardless of the method, the overall results obtained are similar (because of the bar-based means).

About imbricated segmentation

- The effect of the segmentation. Two different segmentation methods, same analysis object. Segmentation cardinality 4. Tondist-function.



About imbricated segmentation

- The segmentation system used here is based on density of events (\approx clustering the note events). Only note onsets are counted.

About imbricated segmentation

- The segmentation system used here is based on density of events (\approx clustering the note events). Only note onsets are counted.
- Temporally consecutive note events are at first set to a (midi event-) list. If there are simultaneous notes, they are listed from bottom up.

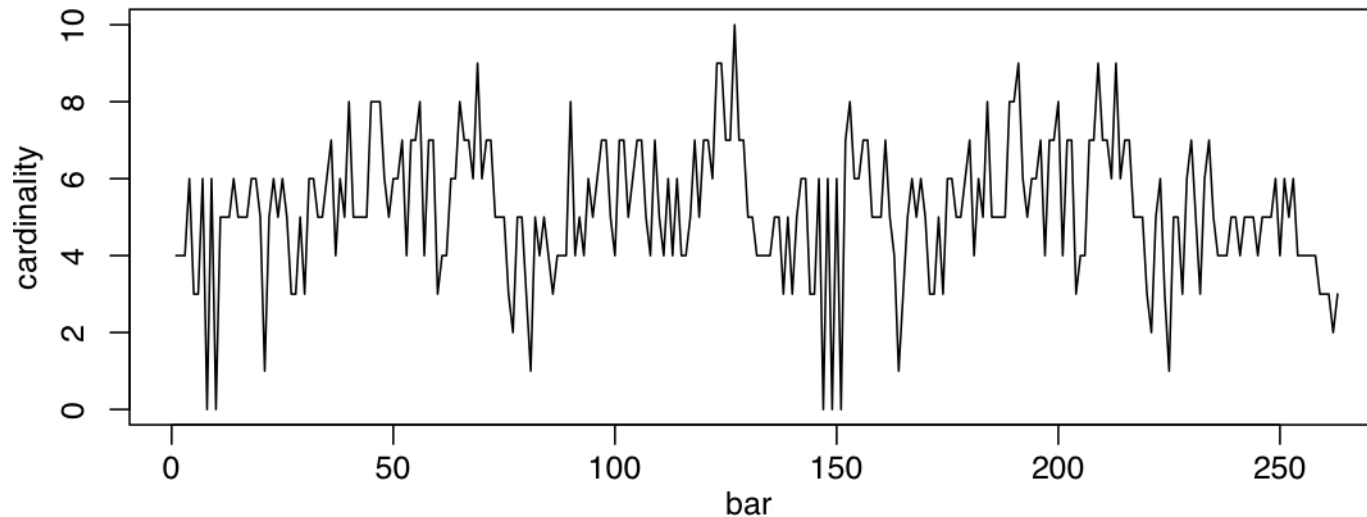
About imbricated segmentation

- The segmentation system used here is based on density of events (\approx clustering the note events). Only note onsets are counted.
- Temporally consecutive note events are at first set to a (midi event-) list. If there are simultaneous notes, they are listed from bottom up.
- Duplicate pitch-classes with exactly the same onset time are removed and only the lowest note occurrence is preserved (thus, instrumentation has no effect on calculations).

About imbricated segmentation

- Each note belongs to the tightest segment of consecutive notes of the chosen cardinality.
- In Brahms the pentachordal segmentation is well justified because the calculations are based on bar means and the mean cardinality in bars is 5.36 (median is 5).

Cardinality per Bar, Brahms, op.51:1



About imbricated segmentation

- In the next picture:

The marked note c (midi pitch 60) in bar 54 belongs –according to the segmentation– to the set {0,3,5,8,10}. This pentachord is the tightest among other alternatives which the note c belongs to. Its temporal extent is one quarter note (here 1024 ticks). Other alternatives are longer. If there are several segment alternatives of same length, the first one is selected.

About imbricated segmentation

- In the next picture:

The marked note c (midi pitch 60) in bar 54 belongs –according to the segmentation– to the set $\{0,3,5,8,10\}$. This pentachord is the tightest among other alternatives which the note c belongs to. Its temporal extent is one quarter note (here 1024 ticks). Other alternatives are longer. If there are several segment alternatives of same length, the first one is selected.

- So, for each note (see the list on the left side) we get a pitch-class set of its own.

53 *f* 3.(5) 5.(10) 14.(3) 23.(3)

53 *f* 2.(2) 4.(5) 9.(10) 18.(8) 10.(3) 13.(10) 19.(3) 22.(8)

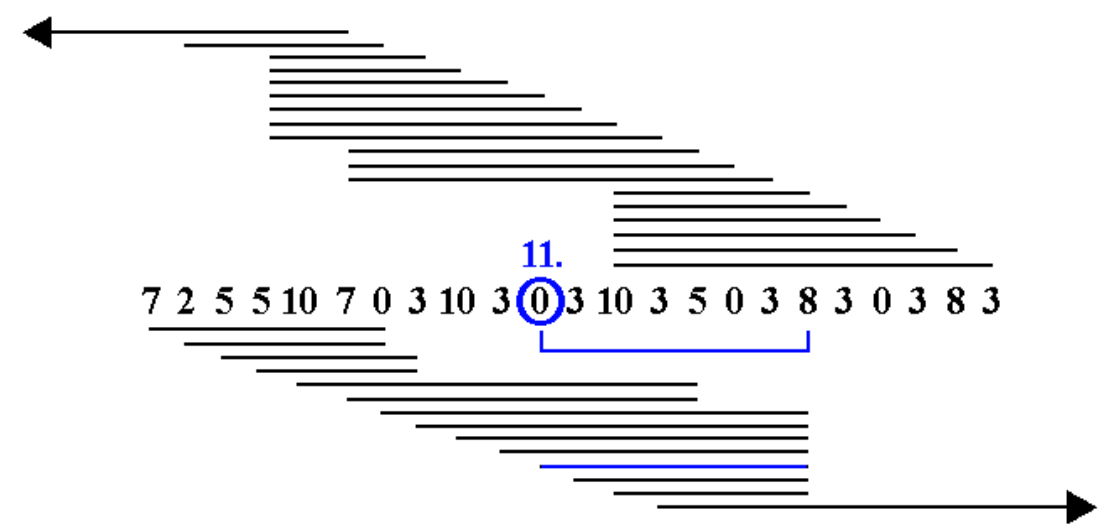
53 *f* 7.(0) 12.(3) 16.(0) 21.(3)

53 *f* 1.(7) 8.(3) 11.(0) 17.(3) 20.(0)

53 *f* 6.(7) 15.(5)

Bar	Tick	Dur	Pc	Pitch	Seg#	th	SC	pc1	pc2	pc3	pc4	pc5
1011	54	325632	2048	7	55	2048	130	0	2	5	7	10
1012	54	325632	512	2	74	2048	130	0	2	5	7	10
1013	54	326144	512	5	77	1536	130	0	3	5	7	10
1014	54	326656	512	5	77	1024	130	0	3	5	7	10
1015	54	327168	512	10	82	1024	130	0	3	5	7	10
1016	54	327680	2048	7	43	1024	130	0	3	5	7	10
1017	54	327680	512	0	60	1024	130	0	3	5	7	10
1018	54	327680	1024	3	63	1024	130	0	3	5	7	10
1019	54	327680	1536	10	82	1024	130	0	3	5	7	10
1020	54	328192	512	3	63	1536	130	0	3	5	7	10
1021	54	328704	1024	0	60	1024	130	0	3	5	8	10
1022	54	328704	512	3	63	1024	130	0	3	5	8	10
1023	54	329216	512	10	70	512	130	0	3	5	8	10
1024	54	329216	512	3	75	512	130	0	3	5	8	10
1025	54	329728	2048	5	41	512	130	0	3	5	8	10
1026	54	329728	512	0	60	512	130	0	3	5	8	10
1027	54	329728	1024	3	63	512	130	0	3	5	8	10
1028	54	329728	1536	8	80	512	130	0	3	5	8	10
1029	54	330240	512	3	63	1024	130	0	3	5	8	10
1030	54	330752	1024	0	60	1024	126	0	3	5	8	11
1031	54	330752	512	3	63	1024	126	0	3	5	8	11
1032	54	331264	512	8	68	512	124	2	3	5	8	11
1033	54	331264	512	3	75	512	124	2	3	5	8	11

Imbricated pentachords



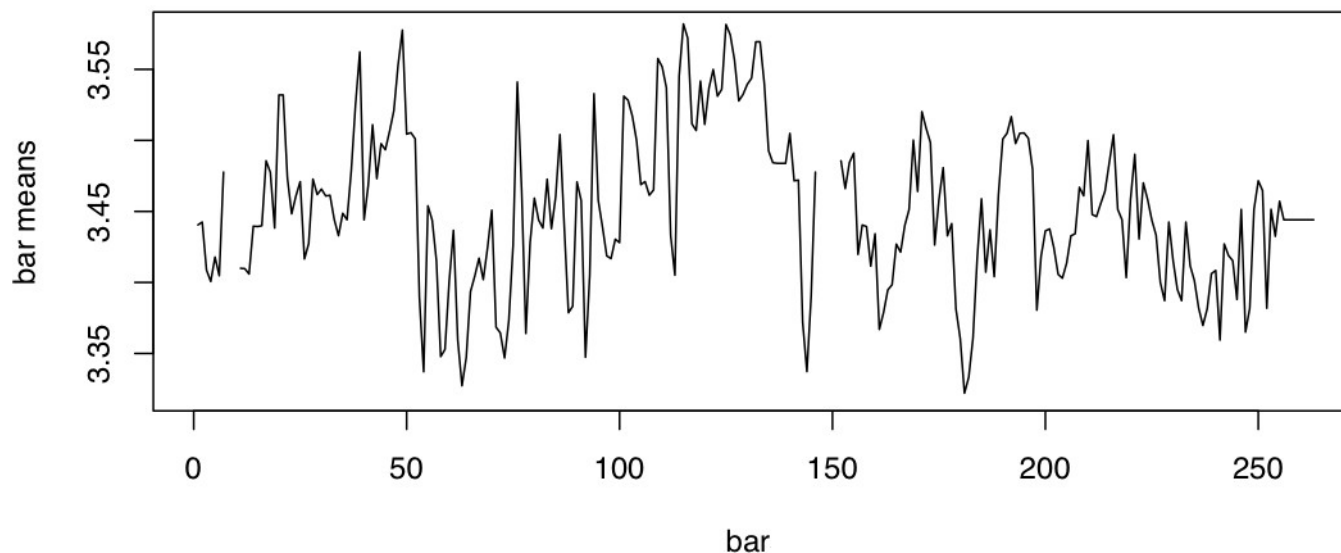
Brahms op. 51 nr 1:1

- In the first analysis all pentachordal segments have been compared to all other segments (4693 pcs) by using the *tondist*-function.

Brahms op. 51 nr 1:1

- In the first analysis all pentachordal segments have been compared to all other segments (4693 pcs) by using the *tondist*-function.
- Then the bar based mean values have been calculated.

Tonal Articulations, Brahms, op.51:1, Card= 5



Brahms op. 51 nr 1:1

- Are there other possibilities for the segmentation cardinality in Brahms op. 51 nr 1:1?
 - 3: because the harmony is mainly trichordal?

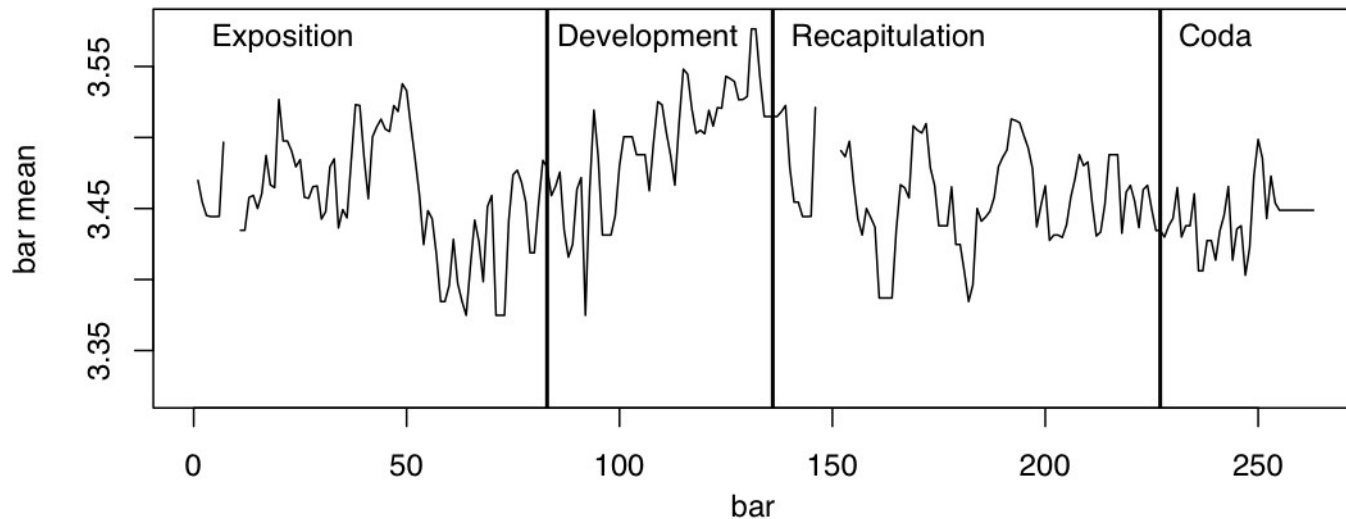
Brahms op. 51 nr 1:1

- Are there other possibilities for the segmentation cardinality in Brahms op. 51 nr 1:1?

3: because the harmony is mainly trichordal?

7: tonal scales consist of 7 pitch-classes?

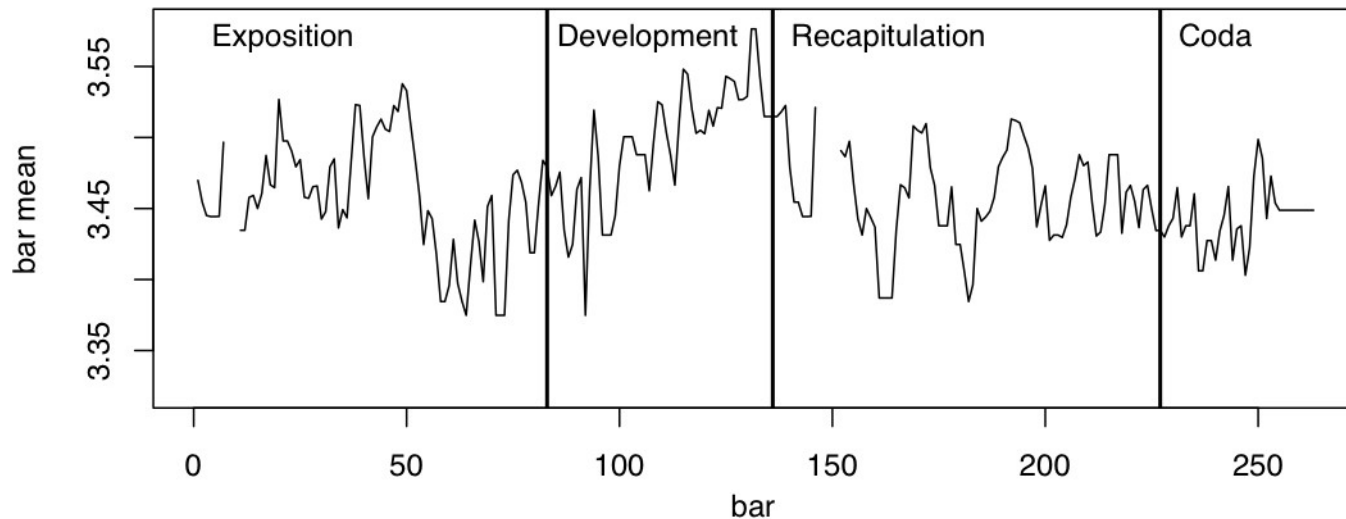
Tonal Articulations, Brahms, op.51:1, Card= 7



Brahms op. 51 nr 1:1

- Segmentation cardinality 7 gives a little smoother curve than if card. 5 is used.
- The same picture reveals, for instance, tonally the most extraordinary places in the piece, in the end of the development section, bars 131-2.

Tonal Articulations, Brahms, op.51:1, Card= 7



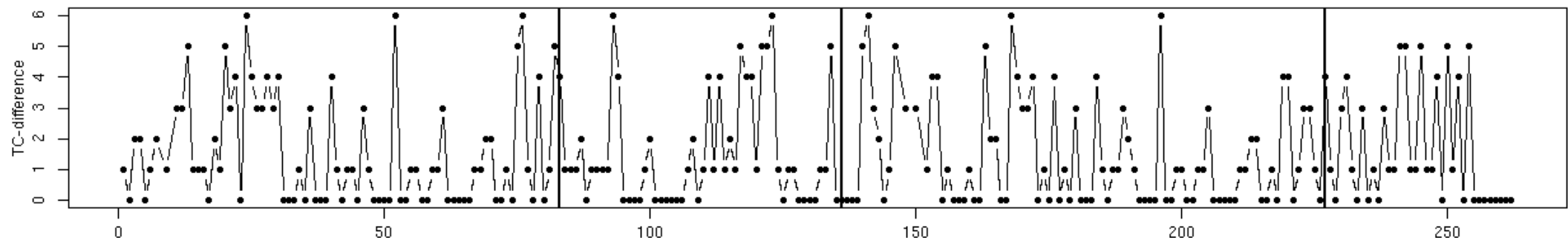
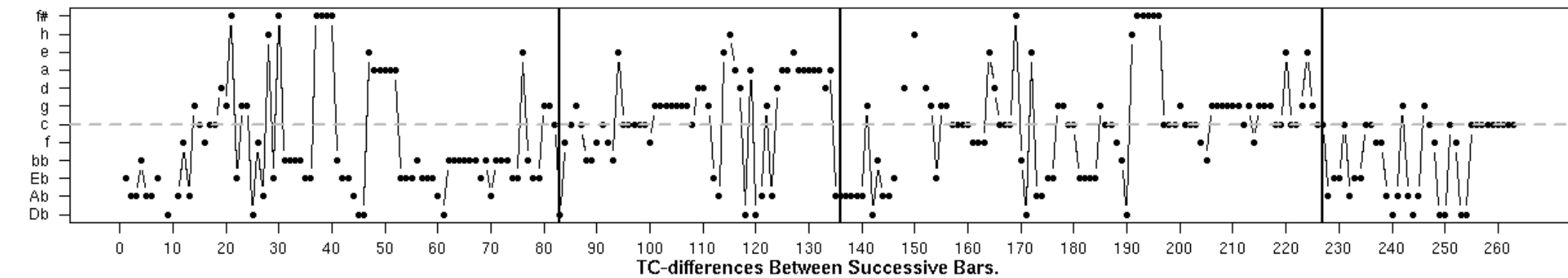
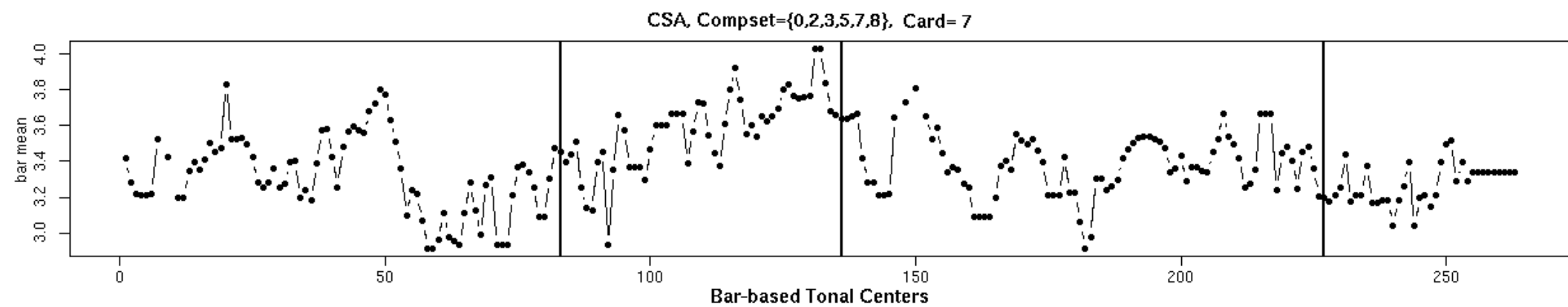
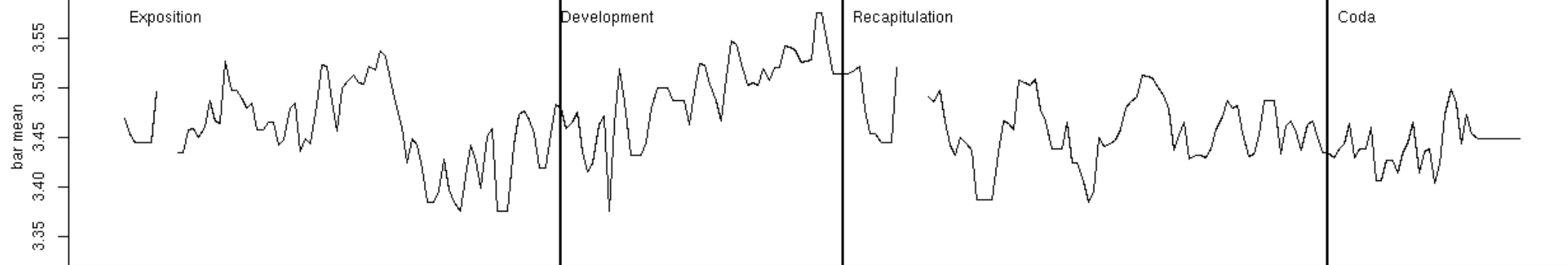
Brahms op. 51 nr 1:1

- Three other pictures have been added to the next image.

The second one shows the tonal distance curve when the comparison set is built by the 6 most common pitch-classes {0,2,3,5,7,8} found from the piece. S.c.=7.

For the third picture the pitch-classes in each bar have been exploited to calculate bar-based 'tonal centers'.

Above mentioned TC:s have been presented in the lowest plot: it reveals the TC-differences between the bar-based TC:s. For example, toncent-algorithm has recognized Db- and C-centers in the end of the piece and the TC-difference between them is 5.



Observations

- [P.1] The development section seems to contain the most intensive trend which goes towards the most distant tonality in the piece (compared to the 'mean tonality' of the piece).
- [P.4] However, it contains two fairly plain sections tonally, around the bars 100 and 130 (so, just in the end of the development). The piece –as a whole– seems to be tonally quite intensive and without strong cadences.
- [P.3] Though the key in the piece is, for the most part, marked with three flats, the most common TC:s are 0 (51 bars) and 7 (38) and then 3 (32) and 8 (29).

Observations

- So, the piece is not so 'flat'. A-minor and C-major are well represented. There is a strengthening tendency towards C-major.

Exposition: C-major is almost totally avoided.

Development: a-minor shortly present.

Recapitulation: several flashes of C-major.

Coda: C-major is established.

References

[1] Atte Tenkanen. *Tracking Features with Comparison Sets in Scriabin's Study Op. 65/3*. Presentation in MCM 2007, Berlin.

[2] Huovinen E. & Tenkanen A. 2008. Bird's Eye Views of the Musical Surface - Methods for Systematic Pitch-Class Set Analysis. To appear in *Music Analysis*. Vol 26 (1-2). DOI: 10.1111/j.1468-2249.2008.00267.x.

Thanks!